**2013**

2014 7

| | | |
|---|---|---|
| **I.** | | **1** |
| **II.** | | **9** |
| **III.** | | |
| | | **13** |
| | | **14** |
| | | **15** |
| | **160,070** | **15** |

## 2. 2013 160,070

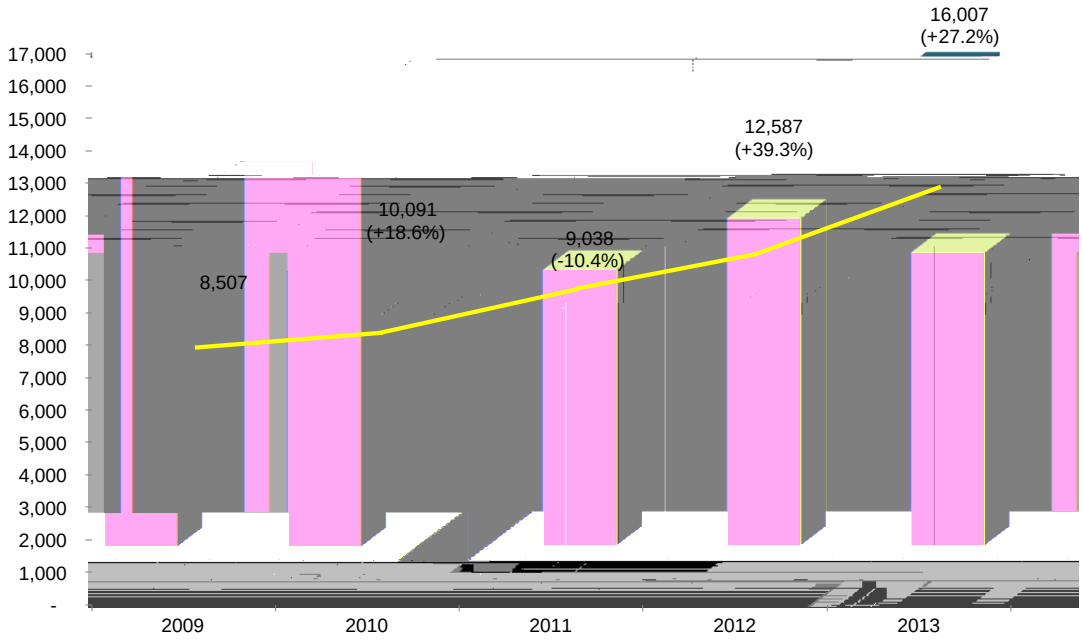


**1**

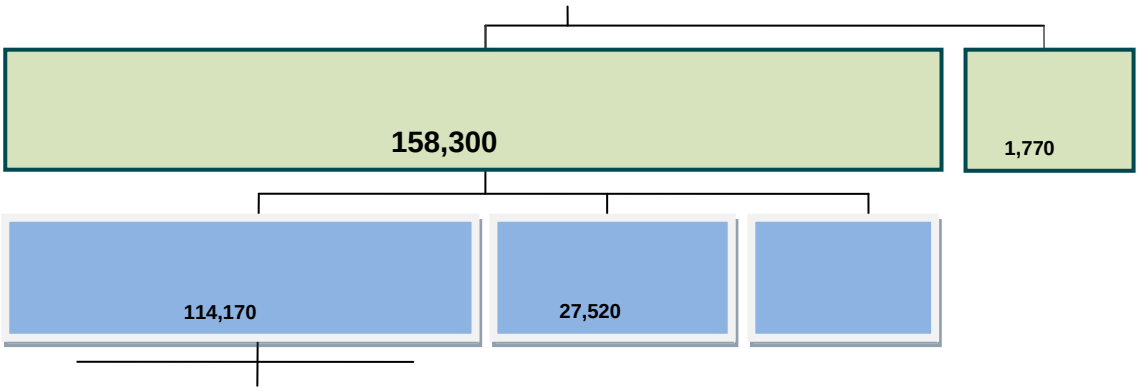

2.1 2013 2012 27.2%
125,440

2.2

(a) 2013 114,170 38.5%

(b) 2.7% 27,520

(c) 11.6% 16,610

2.3

(a) 2013 117,880
28.4%

(b) 36,780
27.8%

(c) 3,640 1.7%

2.4 2013 9
892 6.5% 950 2014 3 967
1

**3.** **2013** **72%**

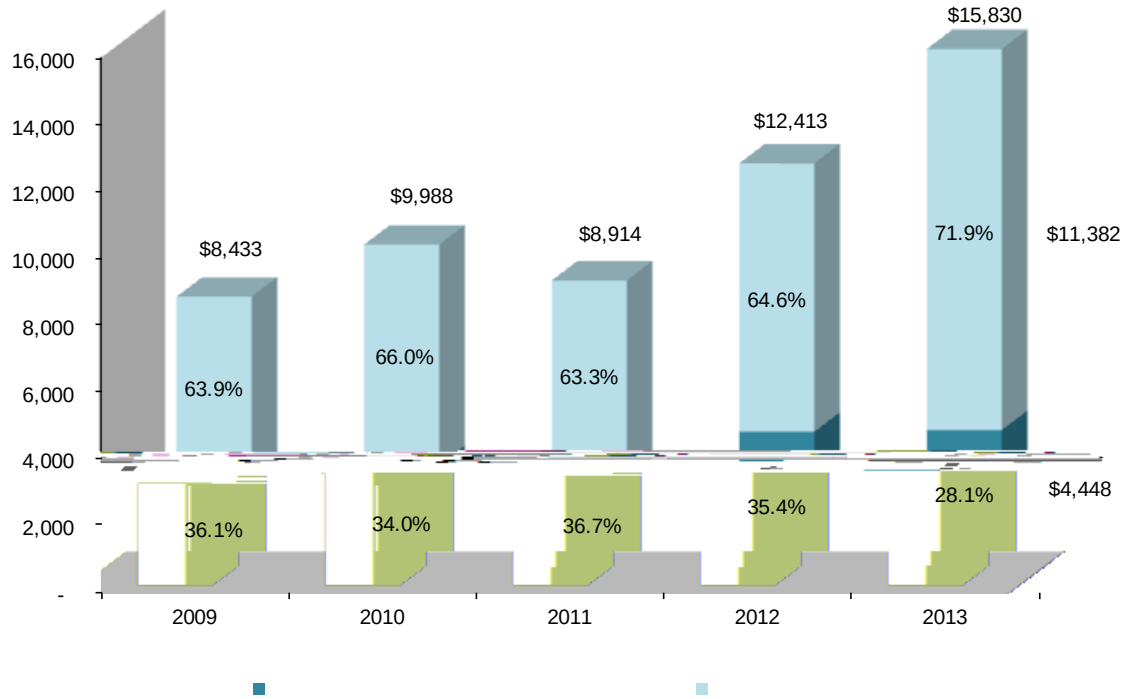


**2**

3.1 2013 42% 113,820
70%

3.2

**4.** **114,170** **51.0%** **58,270**

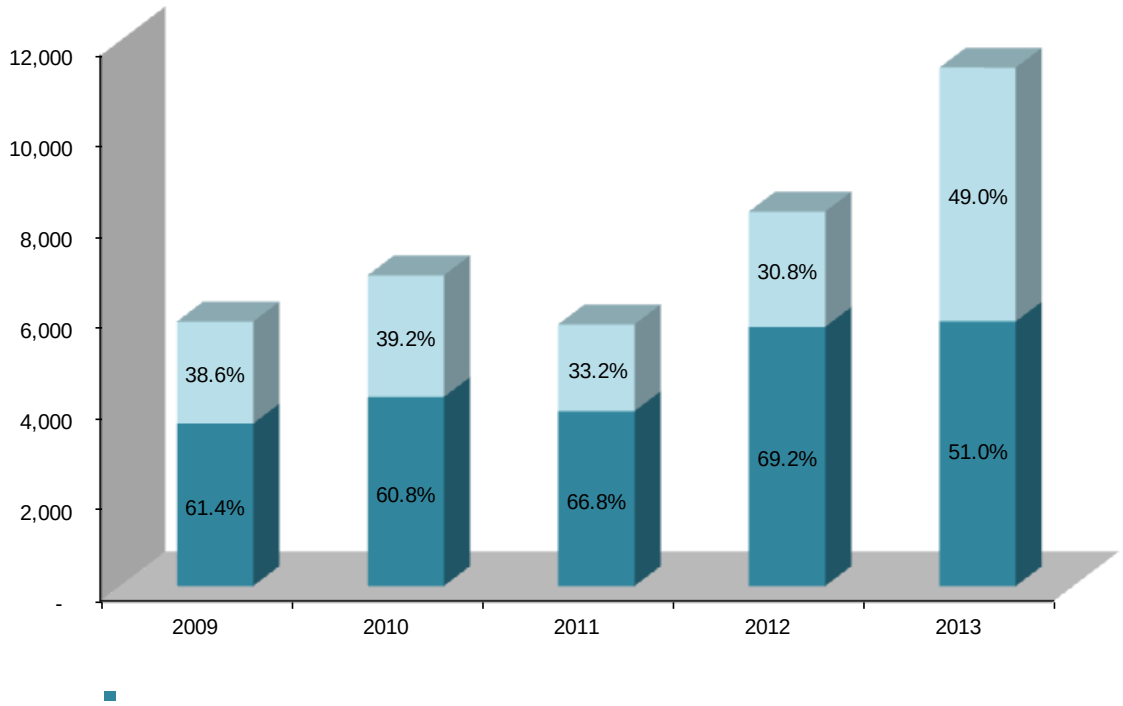


4.1 2013

58,270

51%

4.2

4.3

## 5. 2013 74.6%

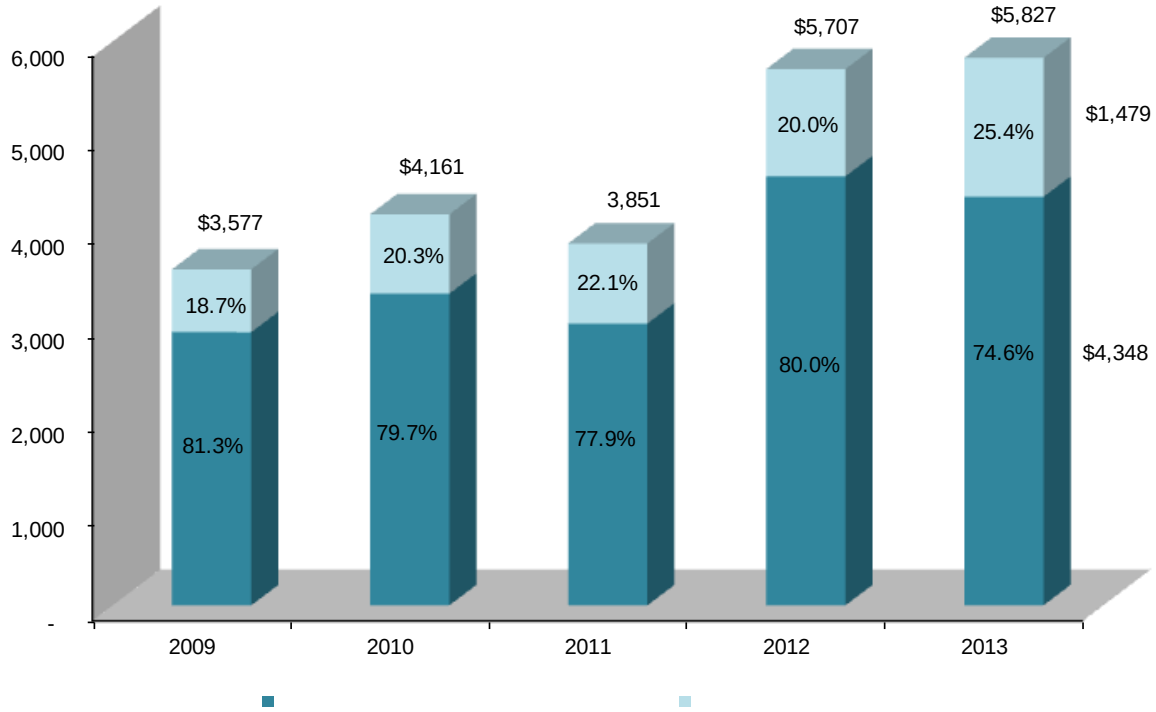


**4**

5.1 2013
43,480 29,120 4,080
10,280

5.2 2013 2012 11,410
29.6% 14,790

1.3

2014 3

1.4 Foreign Account Tax Compliance Act

2014 3

1.5 2014 4

1.6 2014 6

1.7

2013 10

(d) 2014 6

2009

1.9

2013 6

2013

2.2

(a)

(b)

V Undertakings for Collective Investments in Transferable Securities amended V Directive

(c)

(d)

10. 2013 28.4%
117,880 2013
2013

11. 2013 27.8%
36,780
2013

12. 2013 3,640 1.7%

**130,780**

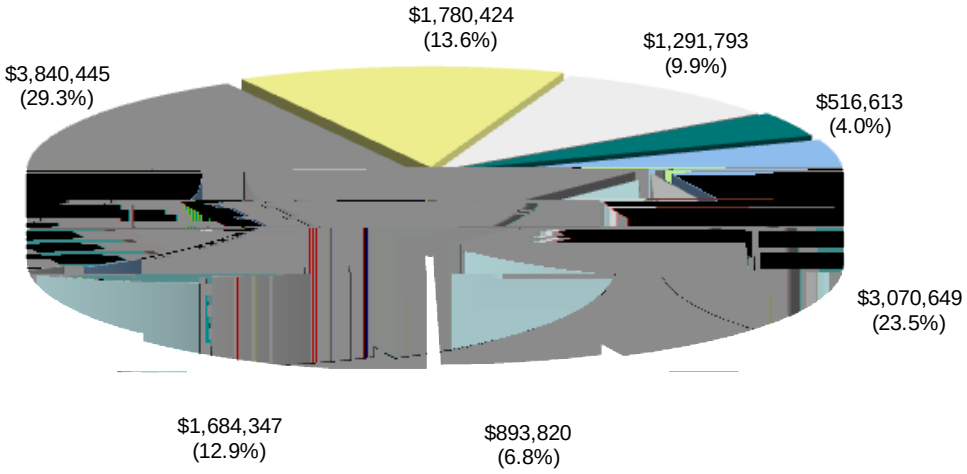


**6A**

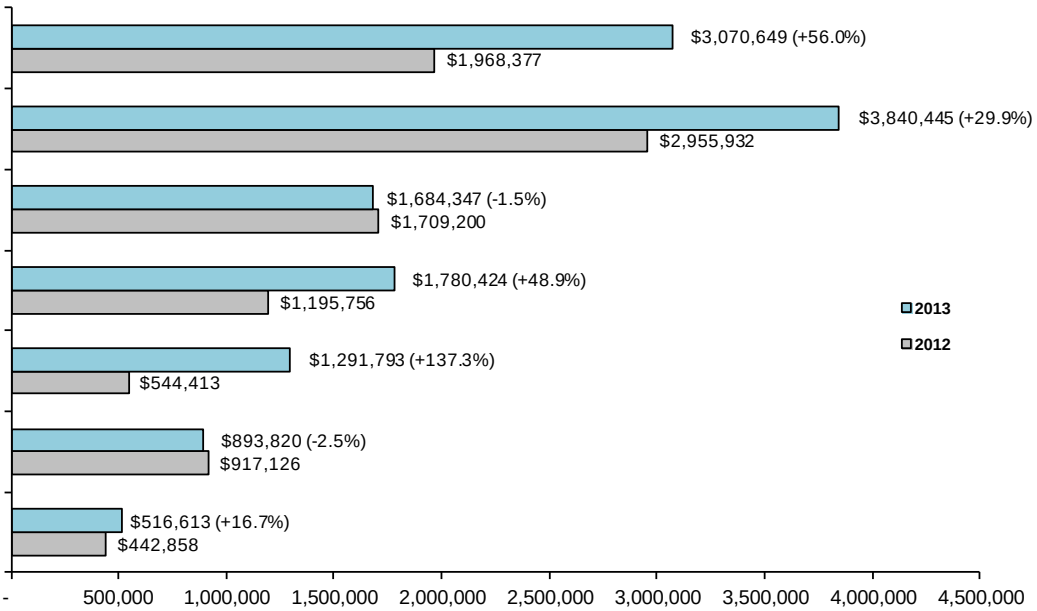


**6B**

**2013 2012**

**58,270**

**16,610**

**8**

20. 2013 11.6% 16,610

91.7%

2012 91.7% 15,230

21. 88.9% 2012 87.6%
14,760 2012 13,030 13.3%

| | 2013 12 31 | | | |
|---|---|---|---|---|
| | | | | |
| | | | | |
| (A) = (B) + (C) | 10,126,993 | 925,842 | 363,927 | **11,416,762** |